



English Tasks

Taken from LPDS English Read & Respond Units

THE TRAIN TO IMPOSSIBLE PLACES by P.G.Bell

Activities

Monday	<p>1) Read Chapter 1 of the text. https://www.lovereading4kids.co.uk/book/16259/The-Train-to-Impossible-Places-by-P-G-Bell.html (You will need to become a member - membership is free). You can read with a grown-up sharing the reading between you if you prefer.</p> <p>2) Look at the vocabulary in the chapter. Find these words and discuss the meaning: sprawled, stifled, unruly, enthusiasm, rare, sparked, oblivious.</p> <p>3) Are there any other words that you can find that are exciting words or any new words? Discuss meanings of these words. Look up some of the new words you have found in a dictionary or by using Word Hippo (A free app/website) https://www.wordhippo.com/</p> <p>4) Create a wordsearch using the new words that you have explored. See if someone else can solve your wordsearch.</p>
Tuesday	<p>1) Re-read Chapter 1 together https://www.lovereading4kids.co.uk/book/16259/The-Train-to-Impossible-Places-by-P-G-Bell.html If possible, print this if you can so your child can use a highlighter pen.</p> <p>2) Highlight all the information you read about Suzy. If you can't print – make some notes of the important information about Suzy.</p> <p>3) Now create a fact file or top trumps card about Suzy using the information you have read.</p> <p>4) Check spelling and punctuation in each sentence together.</p>
Wednesday	<p>1) Read Chapter 2 together https://www.lovereading4kids.co.uk/book/16259/The-Train-to-Impossible-Places-by-P-G-Bell.html</p> <p>2) Discuss any new/interesting vocabulary that you encounter.</p> <p>3) Look at the character Fletch. Draw a picture of what you think Fletch might look like. Annotate the picture using words from the text to describe his appearance and any that describe his personality.</p> <p>4) Write a short character description of Fletch.</p>
Thursday	<p>1) Re-read Chapter 2 and the start of Chapter 3 https://www.lovereading4kids.co.uk/book/16259/The-Train-to-Impossible-Places-by-P-G-Bell.html</p> <p>2) Plan (do not write it today) the next chapter for the story.</p> <p>3) Use a method for planning that you have used at school. (Story map, story mountain, story board etc.) Think about the following:</p> <p>-What do you think has happened to Suzy? -What will Suzy see when she wakes? -Will Fletch be there? -Will Suzy's parents wake up? -What do you think will happen next? -Where do you think the train is going? Is it to an imaginary place? (Think about the title of the book). -Will Suzy and Fletch become friends? Think about their personalities that you have looked at on Tuesday and Wednesday.</p>
Friday	<p>1) Using your plan from yesterday, write your own chapter of what you think will happen next.</p> <p>2) Think about your sentences who, is doing, what... try and add in an adverb at the start of your sentence and some interesting vocabulary & adjectives.</p> <p>3) Read back your chapter out loud and check back over your spelling and punctuation.</p>

Purple Mash 2Do – Read the final chapter - Chapters 5 of “Mary Anning and the Time Twister.” Answer the Quiz Questions about each chapter.

Purple Mash 2Do – Writing task: Write a Book Review of “Mary Anning and the Time Twister.”

Purple Mash 2Do – This week's **spellings** to practice.

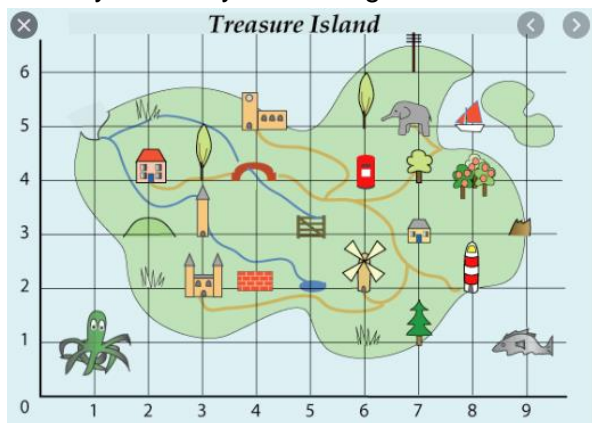
Maths Tasks

This week we are carrying on learning about position, direction & co-ordinates

Design your own treasure map! You will need to draw horizontal and vertical grid lines on your paper first. Mark each **line** with a number (not each square). Then place objects on the grid lines where they cross over.

You could write clues to lead to each object.

Can your family find the right coordinates?



Log in to your Times Tables Rock Stars page every day for 5-10 minutes.

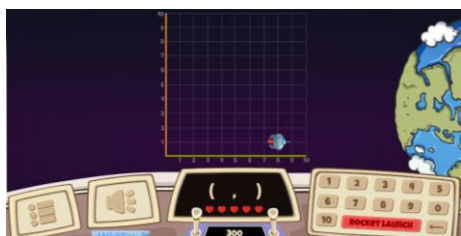
DIRECTION – Continue through the levels...

Purple Mash 2Do – 2Go – click on the **trophy challenge** button to try out the tasks. If you make a mistake use the **black undo arrow** to go back. There are lots of levels and it gets harder as you go through.



COORDINATES

ALONG THE CORRIDOR FIRST → AND THEN UP ↑ THE STAIRS



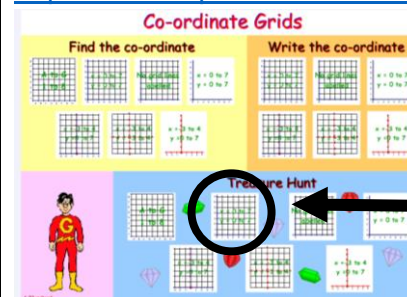
<https://mathsframe.co.uk/en/resources/resource/469/Coordinate-s-Alien-Attack> Alien Attack – select FIRST QUADRANT. Type in the coordinates and press the rocket launch button.

<http://www.scootle.edu.au/ec/viewing/L350/index.html#>

Welcome to the Rainforest.




<https://www.topmarks.co.uk/Flash.aspx?f=coordinates>



Start with this game.
(After, you can play any of the other games you want to try too!)

Find the gem and type the coordinate using the Green buttons.



SCIENCE – FORCES IN ACTION – FRICTIONWatch: <https://www.bbc.co.uk/bitesize/topics/zsxxsbk/articles/zxqrdxs>**Friction**

Friction is a force **between two surfaces** that are sliding, or trying to slide, across each other. For example, when you try to push a book along the floor, friction makes this difficult.



After you've watched the short film, read the information and have a go at the games/questions... they are quite tricky!

HAVE A GO AT THIS FRICTION INVESTIGATION:

If you have got a toy car at home, make a ramp (not too steep) and lie different materials on it eg: a bath towel, a tea towel, a pillow case, bubble wrap, wrapping paper, tin foil.

Test the car down each ramp and observe how long it takes for the car to reach the bottom – you could use a timer/stopwatch – don't push the car! Make it a fair test!

1-Which materials did the car travel quickest over? Rough/Smooth?

2-Which materials slowed the car down/stopped the car? Rough/Smooth?

3-So, which materials create more friction, the rough or the smooth?

LEAVERS – this is for the Year 6 Llamas.

Two activities from our Yearbooks to complete this week:

1) There are 2 pages of medals to award. Read them all first and decide which Llama you think deserves the award. You can choose people more than once, but try to award one to everyone if you can (including yourself!)

2) What are your proudest moments? Have a good think first, talk to your family about your memories.

JIGSAW – PSHE

Lockdown Time-Capsule: You are living through a time now, that hasn't happened in living memory. Over the next few weeks we will make a booklet to keep until we are old! When you are Grannies and Grandpa's you will get asked what life was like during Coronavius... you could show them your booklet!



If you haven't got a printer don't worry, look at the booklet online and design your own pages including the same information.

This week we will do the first 4 pages:

- 1) Title Page
- 2) Draw a picture of the people you are social distancing with at home.
- 3) All About Me
- 4) How I'm Feeling.

RE - Judaism

This week we are thinking about prayer.



You can turn subtitles on here. Watch:

<https://www.bbc.co.uk/bitesize/clips/zqkq6sq>

- 1) What do you think 'Shalom' means?
- 2) What is the name of the prayer Gary is saying?
- 3) How often do Jewish people say the Shema?
- 4) What language do Jewish people pray in?
- 5) Why does he wear the cap called a kippah?
- 6) The tzitzit vest has fringes hanging down? Why are they there?
- 7) How many gods do Jewish people pray to today?