



English Tasks

Taken from LPDS English Read & Respond Units

THE TWITS by Roald Dahl

Activities

Monday	<p>Read the following chapters from The Twits by Roald Dahl https://www.youtube.com/watch?v=EgppUh8ukZ8</p> <p>-Hairy Faces -Mr Twit -Dirty Beards -Mrs Twit</p> <p>Look at the vocabulary in these chapters. 1) Find exciting words and new words from the text and write them down e.g. tufts, matted, wise etc. 2) Look up some of the new words you have found in a dictionary or by using Word Hippo https://www.wordhippo.com/ 3) Look in a thesaurus or Word Hippo to find synonyms and write these as a word bank.</p> <table><tr><th>New vocabulary</th><th>What does the word mean (use a dictionary)</th><th>What other words have a similar meaning? (use a thesaurus)</th></tr><tr><td>tuft</td><td></td><td></td></tr><tr><td>matted</td><td></td><td></td></tr><tr><td>wise</td><td></td><td></td></tr><tr><td></td><td></td><td></td></tr><tr><td></td><td></td><td></td></tr></table>	New vocabulary	What does the word mean (use a dictionary)	What other words have a similar meaning? (use a thesaurus)	tuft			matted			wise								
New vocabulary	What does the word mean (use a dictionary)	What other words have a similar meaning? (use a thesaurus)																	
tuft																			
matted																			
wise																			
Tuesday	<p>Read again the chapters together about Mr Twit and Dirty Beards https://epdf.pub/the-twits.html. Print this if you can so your child can use a highlighter pen. Highlight all the information you read about Mr Twit. Now create a fact file about Mr Twit using the information you have read. Check spelling and punctuation in each sentence together.</p>																		
Wednesday	<p>Re-read the chapter together about Mrs Twit https://epdf.pub/the-twits.html. Print this if you can so your child can use a highlighter pen. Highlight all the information you read about Mrs Twit. Now create a poster about Mrs Twit using the information you have read. Check spelling and punctuation in each sentence together.</p>																		
Thursday	<p>Watch this clip about Mr and Mrs Twit https://www.bbc.co.uk/programmes/p011lw94 or https://www.youtube.com/watch?v=eWvyB-QybVA</p> <p>Discuss the film clip together. What happened? What did Mrs Twit do? Why?</p> <p>What would you have done? How did Mr Twit react? How would you have reacted?</p> <p>Write the story of Mr and Mrs Twit and the Spaghetti in your own words.</p> <p>Check spelling and punctuation in each sentence together.</p>																		
Friday	<p>Read another chapter from the book and enjoy together https://epdf.pub/the-twits.html Select from the following ideas to produce a writing outcome:</p> <p>Discuss if you would like to be Mr Twit or Mrs Twit and why? Write this with reasons.</p> <p>Which chapter did you like best? Write a recommendation or book review of your favourite chapter.</p> <p>Write a diary as if you were Mr or Mrs Twit based on one of the chapters.</p> <p>Use ideas from this website to plan and make a film of one of the chapters</p> <p>https://www.natgeokids.com/uk/primary-resource/plan-film-primary-resource/</p> <p>Check spelling and punctuation in each sentence together.</p>																		

Purple Mash 2Do – Read Chapters 3 & 4 of “Henry the Elephant.” Answer the Quiz Questions about each chapter.

Purple Mash 2Do – Writing task: Write a chapter of the story.

Purple Mash 2Do – Writing task: Write an argument to give both sides of the debate about loggers.

Purple Mash 2Do – This week’s **spellings** to practice.

Maths Tasks

This week we are going to revise multiplication & division.

Zoom in on these to remind yourself how to do column multiplication and division.

Short Multiplication
Multiplying by a One-Digit Number

45×6

1 Write the numbers above each other in the correct columns.

2 Multiply the ones digit in the two-digit number by the one-digit number.

3 Multiply the tens digit in the two-digit number by the one-digit number and add any regrouped tens.

4 Write the answer in the provided section.

$45 \times 6 = 270$

Short Division
Dividing by a One-Digit Number

$84 \div 6$

1 Partition 84 into tens and ones.

2 Combine the totals.

3 This can be shortened to:

Work out how many to divide into 60 so that the answer is a multiple of 10.

In this case, the highest multiple of 10 divisible by 6 is 60.

Partition 84 into 60 and 24 then divide each number by 6.

Combine the totals.

$84 \div 6 = 14$

Log in to your Times Tables Rock Stars page every day for 5-10 minutes.

Online activities to try –

Purple Mash 2Do – I've set a few for you to have a go at this week!

<https://www.topmarks.co.uk/number-facts/number-fact-families> Click on the **X and div** button. Work your way through the levels.

<https://www.topmarks.co.uk/maths-games/daily10> Select Level 2/3/4. Select Multiplication & Division. Choose the type of sum you want. You can select how long you have to work out each sum – I'd give yourself up to 5 seconds! You need a pen and paper to write your answers down.

Multiplying 3-Digit Numbers by 1-Digit Numbers

Write out these multiplication sums and work out the answers.

If you don't have any squared paper you must make sure you keep your numbers underneath each other so that your place value is right!

281×5	463×4	696×4	416×4
275×6	643×6	867×5	891×4
849×5	585×5	744×4	263×5
588×4	166×5	975×6	798×6

Write out these division sums and work out the answers.

Short Division Practice Worksheet

1. $\begin{array}{r} \square \\ 2 \overline{) 41} \end{array}$	2. $\begin{array}{r} \square \\ 8 \overline{) 257} \end{array}$	3. $\begin{array}{r} \square \\ 9 \overline{) 399} \end{array}$
4. $\begin{array}{r} \square \\ 5 \overline{) 214} \end{array}$	5. $\begin{array}{r} \square \\ 7 \overline{) 545} \end{array}$	6. $\begin{array}{r} \square \\ 9 \overline{) 867} \end{array}$
7. $\begin{array}{r} \square \\ 5 \overline{) 433} \end{array}$	8. $\begin{array}{r} \square \\ 5 \overline{) 137} \end{array}$	9. $\begin{array}{r} \square \\ 7 \overline{) 439} \end{array}$
10. $\begin{array}{r} \square \\ 8 \overline{) 489} \end{array}$	11. $\begin{array}{r} \square \\ 1 \overline{) 1342} \end{array}$	12. $\begin{array}{r} \square \\ 1 \overline{) 2298} \end{array}$

Topic Work - to be done throughout the week...

You can email me your work on siggersc@thomasson.bolton.sch.uk

SCIENCE – FORCES IN ACTION – WATER RESISTANCE

Watch: <https://www.bbc.co.uk/bitesize/topics/zsxxsbk/articles/zxw6gdm>
After you've watched the short film, read the information and have a go at the games/questions.



Air and water resistance

You can turn subtitles on here.

**HAVE A GO AT THE WATER RESISTANCE INVESTIGATION
ON THE NEXT 2 PAGES.**

JIGSAW – PSHE

Lockdown Time-Capsule: You are living through a time now, that hasn't happened in living memory. Over the next few weeks we will make a booklet to keep until we are old! When you are Grannies and Grandpas you will get asked what life was like during Coronavius... you could show them your booklet!

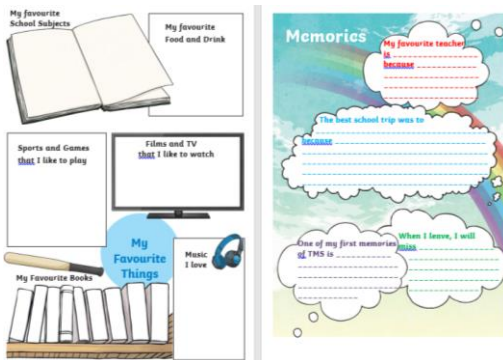
INTERVIEW YOUR PARENTS		LETTER TO MYSELF	
WHAT HAS BEEN THE BIGGEST CHANGE?	HOW ARE YOU FINDING HOMESCHOOLING?	DEAR,	
DAYS SPENT INSIDE			
YOUR TOP 3 MOMENTS FROM THIS EXPERIENCE			
1.			
2.			
3.			
WHAT ACTIVITIES/HOBBIES HAVE YOU MOST ENJOYED DOING?	WHAT ARE YOU MOST THANKFUL FOR?		
WHAT TV SHOW YOU WATCHED:	GOALS FOR AFTER THIS:		
YOUR NEW FAVORITE INSIDE FAMILY ACTIVITY:			
FAVORITE FOOD TO DATE:		LOVE,	
FAVORITE TIME OF DAY:			

If you haven't got a printer don't worry, look at the booklet online (see Week 10) and design your own pages including the same information.

This week we will do the final 3 pages:

- 1) Interview your parents
- 2) Letter to myself
- 3) Letter FROM your parents to YOU!

LEAVERS – this is for the Year 6 Llamas.



Two activities from our Yearbooks to complete this week:

- 1) My favourite things
- 2) Memories

RE - Judaism

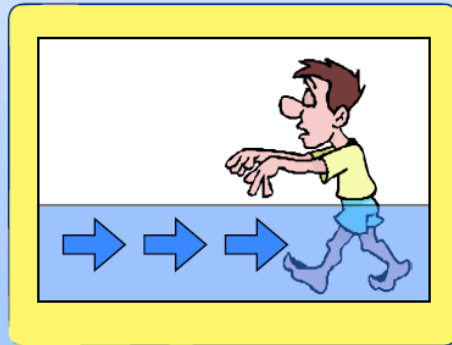
Giving to charity and helping others is an important part of being Jewish. Watch <https://www.youtube.com/watch?v=CoT5uk8j8Fk> to learn about Tzedakah (the Jewish Word for charity)



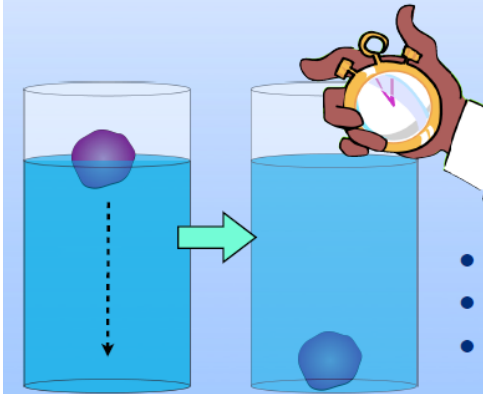
Make an information page showing the different people Jewish people give charity to and why they give it.

It is difficult for humans to walk in water because of **WATER RESISTANCE**. Water resistance is the force that pushes against objects as they pass through the water. This is what you can feel pushing against you as you try to walk in water and why it makes it more difficult than walking on land.

The shape of an object dictates how much water resistance it will meet as it moves through the water. This is why boats and fish are able to move easily through water. Their shapes are **STREAMLINED**. This means they encounter little resistance.



One way you could do this is to have a cylinder of water, drop a piece of plasticine in and time how long it takes to reach the bottom with a stopwatch. You could change the shape of the plasticine each time to see if flat, round, knobbly, smooth or any other shapes encounter the most water resistance.



To make this a fair test, each test would need to have:

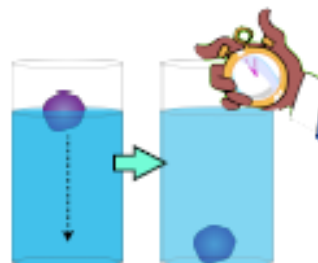
- The same cylinder
- The same amount of water
- The same piece of plasticine

Name: _____ Date: _____

The Sinking Plasticine Experiment

You will need:

- A cylinder of water
- A blob of plasticine
- A stopwatch

What to do:

- Pour some water into the cylinder
- Make the plasticine into a shape
- Drop the plasticine into the water and time how long it takes to get to the bottom with a stopwatch

How to make it a fair test:

- Make sure the cylinder has the same amount of water in it each time
- Use the same piece of plasticine for each test
- Only change the shape of the plasticine

Results: Draw the shape of each plasticine shape you tested and write next to it how long it took to reach the bottom of the water

Conclusion: Which kind of shapes sank the quickest and which sank the slowest?